

Settings

Adjust a variety of settings

- [Organization Settings](#)
- [User Settings](#)


Organization Settings

Edit Organization Name & Display Image

Change your organization name and display image. Click save to apply changes.

ORGANIZATION SETTINGS

Change your organization settings



Organization Name


For Optimal quality, Upload size At most 20MB. (Jpeg or PNG)

Save Changes

User Settings

Edit Information


- Add new information or modify user information.



Edit User
Edit user information

User Information
Add New/Modify User Information

[Reset Password](#)


Upload Picture
20 MB max size

Username *
Enter Username
John

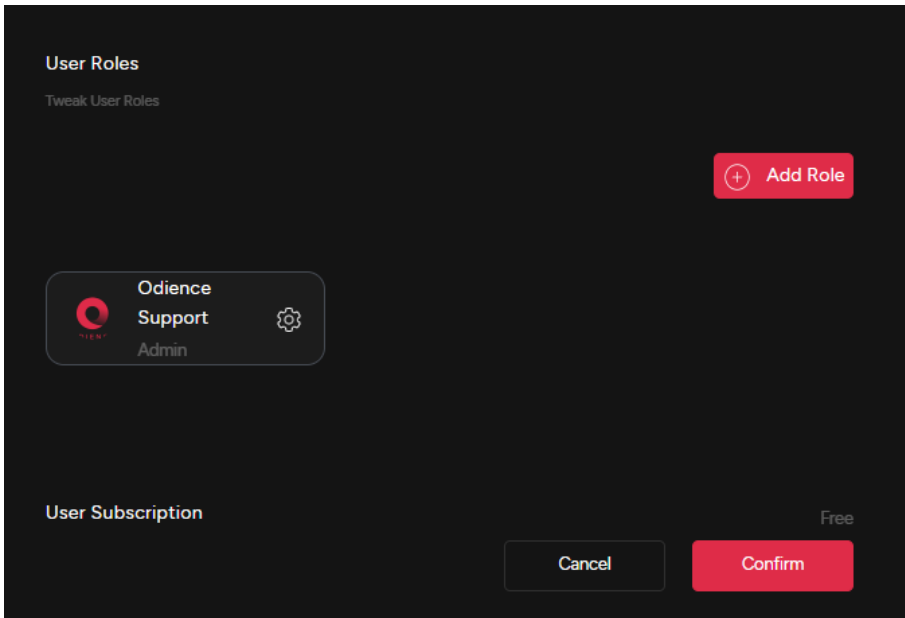
Email Address
Enter User Email

User Phone Number *
Enter User MSISDN
15148348138

Timezone
America/Montreal

User Roles

- Adjust your role within your organization. Click Confirm to apply changes.



- If you need more information on User Roles, [click here](#) to see our guide.